



JQX-13F Miniature High-power Electromagnetic relay

1. General

Contact switching capability of 10A; a complete range of AC/DC specifications; enclosed in transparent dust cover, a variety of mounting types; various sockets available;

Specifications with state indicators available; certification: CQC 03001003918, UL E205607, CE; models of the same type: LY2(N), HH62P(-L).



2. Normal operating conditions and mounting conditions

Temperature range	-30℃~+60℃
Relative humidity	+40℃ return 90%
Atmospheric pressure	86kPa~106kPa
Working position	Any

3. Technical data

3.1 Contact data

Contact form	2Z(C)
Initial contact resistance	100mΩ
Contact material	Silver alloy
Contact load (resistive)	10A/220VAC、10A/28VDC
Max. switching voltage	250VAC/125VDC
Max. switching current	10A
Max. switching power	2200VA 280W
Electrical life (times)	1×10 ⁵
Mechanical life (times)	1×10 ⁷

3.2 Characteristics data

Insulation resistance	100MΩ(500VDC)	
Dielectric strength	Between coil & yoke, between different groups of contacts	1500VAC
	Between open contacts	1000VAC
Operation time	≤25ms	
Release time	≤25ms	
Shock (resistance)	Acceleration: 100m/s ² , pulse duration: 11ms	
Vibration	1mm double amplitude, 10~55Hz	
Outlet terminal type	Plug-in type, PCB type	
Overall dimensions (mm)	27.5×21.5×35.5	

3.3 Coil data

Rate power consumption	0.9W、1.2VA
Pick-up voltage	DC: ≤75% rated voltage; AC: ≤80% rated voltage
Release voltage	DC: ≥10% rated voltage; AC: ≥20% rated voltage
Max. voltage	110% Rated voltage

3.4 Specification data

Rated voltage	Operation voltage VDC(≤)	Release voltage VDC(≥)	Coil resistance Ω ±10%
5	3.75	0.5	28
6	4.5	0.6	44
12	9.0	1.2	160
24	18.0	2.4	640
36	27.0	3.6	1440
48	36.0	4.8	2560
110	82.5	11.0	14500
127	95.3	12.7	17000
220	165.0	22.0	39000


Rated voltage	Operation voltage VDC(≤)	Release voltage VDC(≥)	Coil resistance Ω ±10%
6	4.8	1.2	10.5
12	9.6	2.4	44
24	19.2	4.8	180
36	28.8	7.2	380
48	38.4	9.6	650
110	88.0	22	3670
127	101.6	25.4	4100
220	176.0	44	14500
380	304.0	76	39000

4. Matching socket (optional)

Relay model	JQX-13F(D)/2Z			
Model of matching socket	CZT08A-01	CZT08A-02	CZT08B-01	CZT08B-01E
Overall dimensions of socket (mm)	72×30×31	72×23×31	68×30×28	68×30×28
Type of socket lead	Screw terminal (installation type, rail type)			

5. Overall and mounting dimensions (mm)


Connection diagram (bottom view) (2Z)



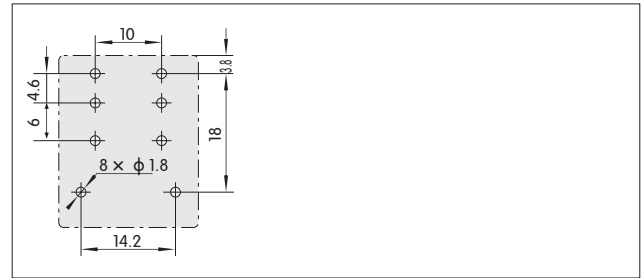
Connection diagram (bottom view) 2Z(D)



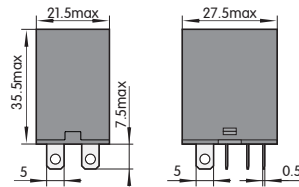
Connection diagram (bottom view) 2Z(B)



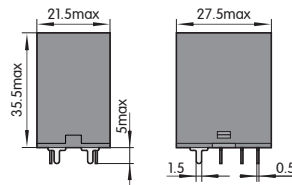
PCB opening drawing (2Z)



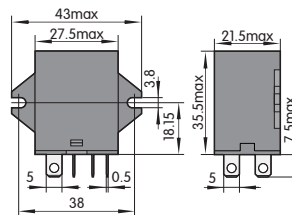
Outline drawing (plug-in type)



Outline drawing (PCB type)



Outline drawing (lateral flange type)



Outline drawing (top flange type)

